

Subject: Construction Materials

PLASTICS


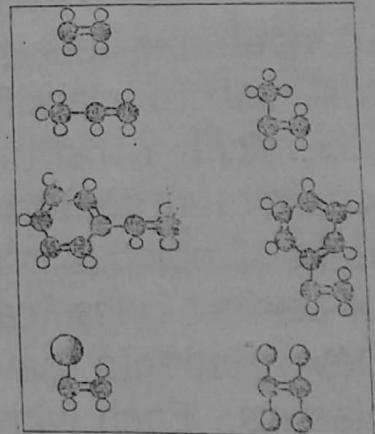
Shamsi Photo Copy
Girls Café (U.E.T)

Civil Engineering Department, University of Engineering & Technology, Lahore



Plastics, Introduction

- Definition of the term plastics, as it is commonly used today, refers to "a large group of synthetic materials which are made from a number of common substances such as coal, salt, oil, natural gas, cotton, wood, and water"
- Simple chemicals are pulled from the material to produce monomers. Which are capable of reacting with one another.
- Monomers are then built up in a chainlike molecules called polymers



Plastics, Introduction

- **Plastics**, mostly being synthetic materials, are available in market a variety of forms to suit varied requirements.
- It is finding newer and newer usages in building construction and is quickly replacing many conventional materials like glass, ceramics and other building materials due to the low temperature range in which they can be brought to the plastic state and the consequent ease of forming and fabrication and also for their low cost and easy availability.
- It is being used for making fittings and fixtures to meet aesthetic requirements and structural components to withstand wear and tear.

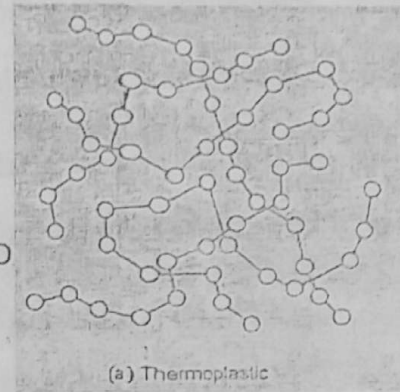
Classification of plastics

- There are a very large number of plastics with varying constituent materials and varying properties and hence it is difficult to classify them on the basis of properties of their chemical constituents. By varying the proportions of the constituent materials the properties are affected very much. The field of plastics is expanding very fast and it is difficult to think of perfect classification on some basis.
- Developments have produce over 40 groups or families of plastics. Each with its own characteristics, such as light weight, heavy weight, heat-resistant, hard, soft, clear, or opaque
- Conventionally, one important behavior of plastics in relation to heat is considered as the basis for broadly classifying the plastics. Accordingly, plastics are classified as:
 - Thermoplastics and
 - Thermosets

Classification: Thermoplastics


Become soft when heated and hard when cooled, regardless of the number of times the process is repeated. This is due to the fact that linear molecular chains can move together when heated and cooled.

- Their hardness is a temporary property subjected to change with rise or fall of temperature and can be brought again to plastic stage.
- These are formed by addition of polymerization which have long chain molecular structure. At low temperature these plastics are generally brittle in their natural state and hence plasticizers are generally combined in varying proportions to improve the quality during their manufacturing stage.
- The plasticizers may be granular or fibrous materials. Thermoplastics are generally comprising of Acrylic, Poly vinyl chloride (PVC), poly ethylene, poly vinyl acetate, cellulose acetate, poly propylene etc. *Plastic toys*



Classification: Thermosetting

- These are also chainlike in molecular structure but the curing and hardening process involves the formation of cross-links between molecules in adjacent chains. Resulting in complex chains that are no longer free to move.
- These cross-linked structure have with predominantly strong covalent bonds during polymerisation retaining strength even on heating while under prolonged heating they fail by charring. Compared to thermoplastics, they are hard, strong and more brittle.
- Thermosetting plastic cannot be reused. They require great pressure and momentary heat during moulding and finally get hardened on cooling. The chemical reaction in this process cannot be reversed. Once solidified they cannot be softened.
- Thermosetting plastics comprise of Polyster, Vulcanized rubber, Polyimides, Epoxy resin, Melamine resin, Bakelite etc.



Synthetic varnish

Properties of plastics

- i. Plastics are very light in weight.
- ii. Plastics have a low thermal conductivity.
- iii. Plastics have generally low electrical conductivity.
- iv. Plastics have great resistance to moisture and provide impermeable films for moisture barriers.
- v. These are easy to work upon.
- vi. Plastics are available in a wide range of colors and shades.
- vii. Plastics can be transparent, translucent or opaque.
- viii. Plastics offer good resistance to attack by organic acids, bases, salts and living organisms.
- ix. Plastics are slow burning, self-extinguishing or even non-inflammable.

Properties of plastics

- x. Plastics are available in a very wide range of properties to suit the needs of different applications.
- xi. Plastics can be formed or moulded into any shape.
- xii. Plastics can be cast, moulded, extruded, sawn, machined, riveted, glued, drilled.
- xiii. Plastics are rust proof.
- xiv. Plastics can be reused after reprocessing.
- xv. They have dimensional stability.
- xvi. Plastics are cheap due to their light weight, adaptability, low maintenance and have aesthetic value.
- xvii. These have good sound and heat absorption properties.

Constituents of plastics

The constituents of plastics are resin, plasticizer, filler, pigment and dye, lubricant and catalyst.

Resin acts as *binder* for holding different constituents together.

Plasticizer (*for workability*) modifies plastic to impart desirable combination of strength, flexibility and toughness. Plasticizers, which are mostly liquids, are usually organic compounds or resins. Their addition is particularly necessary when the softening temperature of a resin is too high. Some of the examples of plasticisers are vegetable oils, camphor, esters of stearic and oleic acids, tributyl phosphate, tetrabutyl phosphate and triphenyl phosphate.

Filler (*to produce bulk*) is added up to 50 per cent of the moulding mixture to increase the hardness, tensile strength, bond, opacity, finish and workability besides reducing the cost, shrinkage on setting, and brittleness of the final product. Some of the fillers are wood flour, asbestos fibers, mica, saw dust, ground cork, paper pulp, corn husk, carbon black, cotton fiber etc.

Constituents of plastics

Pigment is added to achieve *desired colour* of the plastic and should be resistant to the action of sunlight or weathering.

Lubricant is used to make the moulding of plastic easier to prevent *sticking* of materials to the mould for a flawless finish e.g. soaps.

Catalyst is added only in the case of thermosetting plastics to *accelerate the polymerization* of fusible resin during moulding operation into cross-linked infusible form.

سویکل یا گلیسرین

Fibers – added for strength and durability

Blowing Agent Sodium bicarbonate and ammonium carbonate are sometimes added to plastics to produce porous articles.

Fabrication of commercial articles from plastics

Depending upon the shape, size or thickness of the finished product and the quality of resin used, one of the following methods may be used in fabricating commercial articles from plastic:

CASTING:

Molten raw material is cast into moulds. Zinc, wooden, steel, or plaster of paris moulds are used for the purpose. Product obtained is smoothened by polishing.

MOULDING:

Plastic can be moulded into finished products by adopting any one of the following procedures.

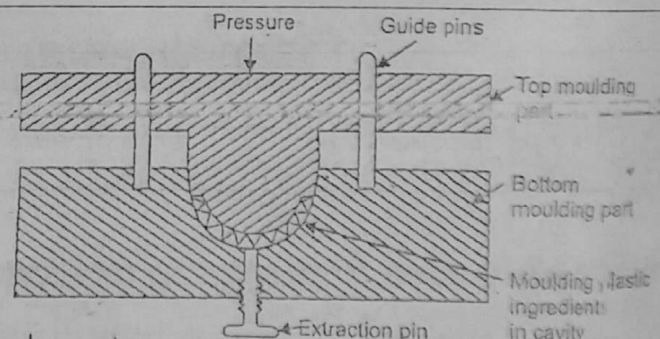
Fabrication of commercial articles

COMPRESSION MOULDING:

In this process the raw material is placed in the mould cavity and both parts of the mould are subjected to high pressure along with the simultaneous heating of the mould.

Pin in upper part of the mould, when inserted in corresponding hole in lower part of the mould help the two parts of the die to take the correct relative position.

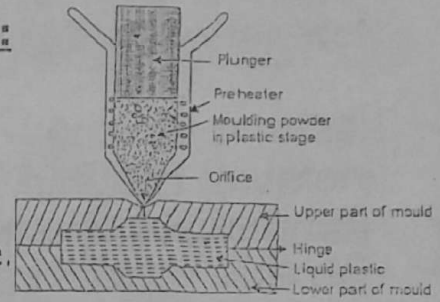
The raw material on becoming soft due to heat forces into air areas of the cavity because of applied pressure. The temperature and the pressure are continued to be applied till the chemical changes have taken place. The two parts of the die are then separated and the moulded article is taken out for cooling.



Fabrication:

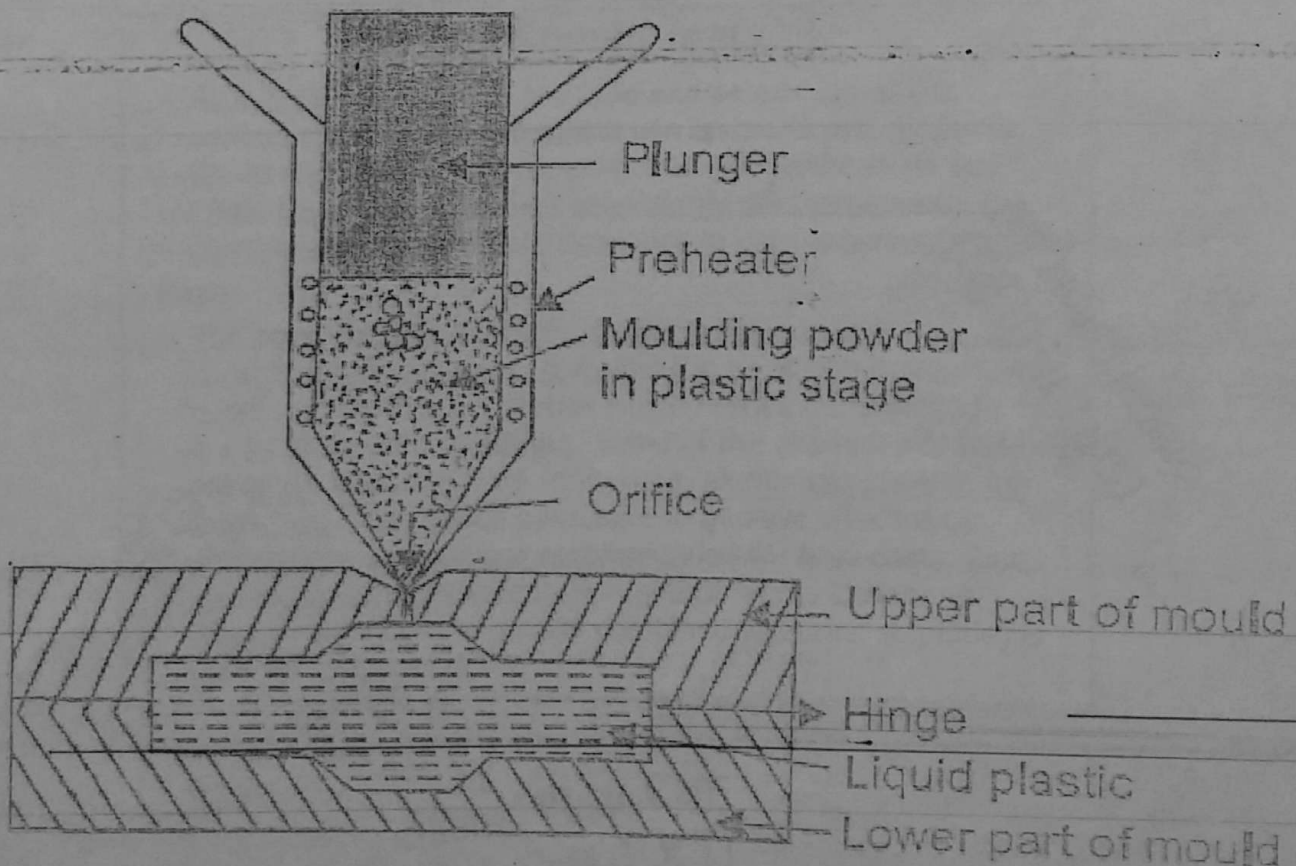
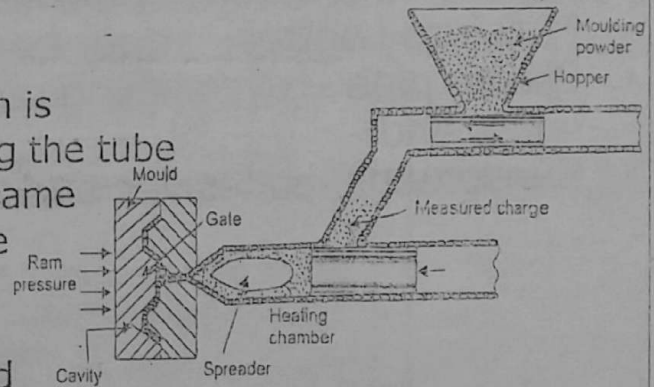
TRANSFER MOULDING:

- It consists in passing the molten material into the moulds and then it is subjected to pressure so that it reaches all recesses in the mould. The pressure is continued till the chemical changes have taken place. The moulded article is then taken out of the mould. Intricate machine parts made, of thermosetting plastics are moulded by this process.



INJECTION MOULDING:

- The raw material is fed into a tube which is heated by a heating element surrounding the tube when the plastic has liquefied then the same is pushed out of a nozzle by pushing the plunger with force.
- The liquefied raw material passes from the nozzle into the entire cavity provided for in the cold mould. The moulded article is removed out of the mould and the process repeated. It is a quick method used for moulding thermoplastics.



Non-structural applications

- Resilient flooring – vinyl tile, vinyl-cushioned flooring, linoleum, cork-tile, rubber flooring
- Non resilient flooring – plastic terrazzo – plastic topping
- Carpets – tufted carpet, woven carpet, loomed and knitted carpet
- Interior and exterior finishes – wall coverings
- Moisture control – vapor barriers
- Plastic pipe – pvc sealing compounds, paints and varnishes, lights and
- Sunscreens, adhesives and material coatings etc

Shamsi Photo Copy
Girls Café (U.E.T)

Shamsi Photo Copy
Girls Café (U.E.T)

Shamsi Photo Copy
Girls Café (U.E.T)