

Pavement Analysis and Design

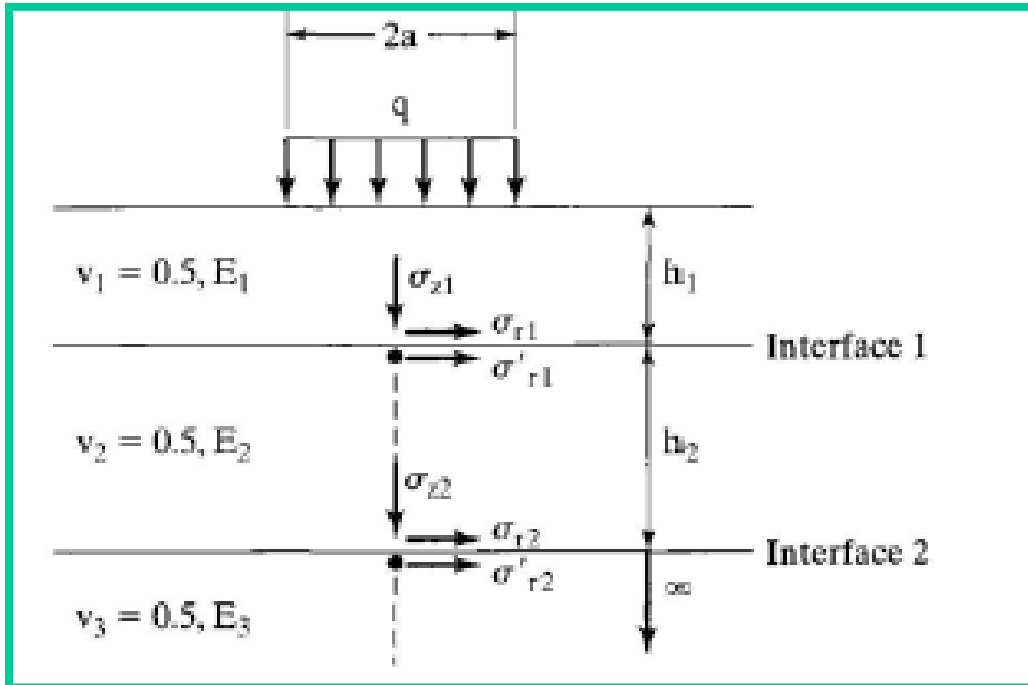
TE-503/TE-503A

Lecture-3
23-09-2019

Dr. Zia-ur-Rehman
DTEM

Stresses and Strains in Flexible Pavements

LAYERED SYSTEMS-Three-Layer Systems



Stresses and Strains in Flexible Pavements

LAYERED SYSTEMS-Three-Layer Systems

Jones' Tables

The stresses in a three-layer system depend on the ratios k_1 , k_2 , A and H defined as:

$$k_1 = \frac{E_1}{E_2} \quad k_2 = \frac{E_2}{E_3}$$

$$A = \frac{a}{h_2} \quad H = \frac{h_1}{h_2}$$

Stresses and Strains in Flexible Pavements

LAYERED SYSTEMS-Three-Layer Systems

Jones' Tables

The continuity of horizontal displacement at the interface implies that the radial strains at the bottom of one layer are equal to that at the top of the next layer, or,

$$\sigma_{z1} - \sigma'_{r1} = \frac{\sigma_{z1} - \sigma_{r1}}{k_1}$$

$$\sigma_{z2} - \sigma'_{r2} = \frac{\sigma_{z2} - \sigma_{r2}}{k_2}$$

Stresses and Strains in Flexible Pavements

LAYERED SYSTEMS-Three-Layer Systems

Jones' Tables

The tables presented by Jones consist of four values of k_1 and k_2 (0.2, 2, 20, and 200), so solutions for intermediate values of k_1 and k_2 can be obtained by interpolation.

The interpolation from the tables requires a large amount of time and effort.

Stresses and Strains in Flexible Pavements

LAYERED SYSTEMS-Three-Layer Systems

Jones' Tables

Table presents the stress factors for three-layer systems. The sign convention is positive in compression and negative in tension.

Four sets of stress factors, ZZ1, ZZ2, ZZ1-RR1 and ZZ2-RR2 are shown. The product of the contact pressure and the stress factors gives the stresses:

$$\sigma_{z1} = q (ZZ1)$$

$$\sigma_{z2} = q (ZZ2)$$

$$\sigma_{z1} - \sigma_{r1} = q (ZZ1 - RR1)$$

$$\sigma_{z2} - \sigma_{r2} = q (ZZ2 - RR2)$$

Stresses and Strains in Flexible Pavements

LAYERED SYSTEMS-Three-Layer Systems-Jones' Tables

TABLE 2.3 Stress Factors for Three-Layer Systems

H	k_2	A	$k_1 = 2$				$k_1 = 20$				$k_1 = 200$			
			ZZ1	ZZ2	(ZZ1 - RR1)	(ZZ2 - RR2)	ZZ1	ZZ2	(ZZ1 - RR1)	(ZZ2 - RR2)	ZZ1	ZZ2	(ZZ1 - RR1)	(ZZ2 - RR2)
2	0.1	0.42950	0.00896	0.70622	0.01716	0.14529	0.00810	1.81178	0.01542	0.03481	0.00549	3.02259	0.00969	
	0.2	0.78424	0.03493	0.97956	0.06647	0.38799	0.03170	3.76886	0.06003	0.11491	0.02167	8.02452	0.03812	
	0.4	0.98044	0.12667	0.70970	0.23531	0.78651	0.11650	5.16717	0.21640	0.33218	0.08229	17.64175	0.14286	
	0.8	0.99434	0.36932	0.22319	0.63003	1.02218	0.34941	3.43631	0.60493	0.72695	0.27307	27.27701	0.45208	
	1.6	0.99364	0.72113	-0.19982	0.97707	0.99060	0.69014	1.15211	0.97146	1.00203	0.63916	23.38638	0.90861	
	3.2	0.99922	0.96148	-0.28916	0.84030	0.99893	0.93487	-0.06894	0.88358	1.00828	0.92560	11.87014	0.91469	
0.125	0.1	0.43022	0.00228	0.69332	0.03467	0.14447	0.00182	1.80664	0.02985	0.03336	0.00128	3.17763	0.01980	
	0.2	0.78414	0.00899	0.92086	0.13541	0.38469	0.00716	3.74573	0.11697	0.10928	0.00509	8.66097	0.07827	
	0.4	0.97493	0.03392	0.46583	0.49523	0.77394	0.02710	5.05489	0.43263	0.31094	0.01972	20.12259	0.29887	
	0.8	0.97806	0.11350	-0.66535	1.49612	0.98610	0.09061	2.92533	1.33736	0.65934	0.07045	36.29943	0.10694	
	1.6	0.96021	0.31263	-2.82859	3.28512	0.93712	0.24528	-1.27093	2.99215	0.87931	0.20963	49.40857	2.64313	
	3.2	0.98591	0.68433	-5.27906	5.05952	0.96330	0.55490	-7.35384	5.06489	0.93309	0.49938	57.84369	4.89895	
2	0.1	0.15524	0.00710	0.28362	0.01353	0.04381	0.00530	0.63215	0.00962	0.00909	0.00259	0.96553	0.00407	
	0.2	0.42809	0.02783	0.70225	0.05278	0.14282	0.02091	1.83766	0.03781	0.03269	0.01027	3.10763	0.01611	
	0.4	0.77939	0.10306	0.96634	0.19178	0.37882	0.07933	3.86779	0.14159	0.10684	0.04000	8.37852	0.06221	
	0.8	0.96703	0.31771	0.66885	0.55211	0.75904	0.26278	5.07096	0.44710	0.30477	0.14513	18.95534	0.21860	
	1.6	0.98156	0.66753	0.17331	0.95080	0.98743	0.61673	4.24281	0.90115	0.66786	0.42940	31.18099	0.58553	
	3.2	0.99840	0.93798	-0.03691	0.89390	1.00064	0.91258	1.97949	0.93254	0.98447	0.84545	28.98500	0.89191	
0.25	0.1	0.15436	0.00179	0.25780	0.02728	0.04236	0.00123	0.65003	0.01930	0.00776	0.00065	1.08738	0.00861	
	0.2	0.42462	0.00706	0.67115	0.10710	0.13708	0.00488	1.90693	0.07623	0.02741	0.00257	3.59448	0.03421	
	0.4	0.76647	0.02697	0.84462	0.39919	0.35716	0.01888	4.13976	0.29072	0.08634	0.01014	10.30923	0.13365	
	0.8	0.92757	0.09285	0.21951	1.26565	0.68947	0.06741	6.48948	0.98565	0.23137	0.03844	26.41442	0.49135	
	1.6	0.91393	0.26454	-1.22411	2.94860	0.85490	0.20115	6.95639	2.55231	0.46835	0.13148	57.46409	1.53833	
	3.2	0.95243	0.60754	-3.04320	4.89878	0.90325	0.48647	6.05854	4.76234	0.71083	0.37342	99.29034	3.60964	
2	0.1	0.04330	0.00465	0.08250	0.00878	0.01122	0.00259	0.17997	0.00440	0.00215	0.00094	0.26620	0.00128	
	0.2	0.15325	0.01836	0.28318	0.03454	0.04172	0.01028	0.64779	0.01744	0.00826	0.00373	0.98772	0.00509	
	0.4	0.42077	0.06974	0.70119	0.12954	0.13480	0.03998	1.89817	0.06722	0.02946	0.01474	3.19580	0.01996	
	0.8	0.75683	0.25256	0.96681	0.41187	0.35175	0.14419	4.09592	0.23476	0.09508	0.05622	8.71973	0.07344	
	1.6	0.93447	0.56298	0.70726	0.85930	0.70221	0.42106	6.22002	0.62046	0.27135	0.19358	20.15765	0.23838	
	3.2	0.98801	0.88655	0.33878	0.96353	0.97420	0.82256	5.41828	0.93831	0.62399	0.52912	34.25229	0.54931	
0.5	0.1	0.04193	0.00117	0.08044	0.01778	0.00990	0.00063	0.19872	0.00911	0.00149	0.00023	0.31847	0.00257	
	0.2	0.14808	0.00464	0.27574	0.07027	0.03648	0.00251	0.72264	0.03620	0.00564	0.00094	1.19598	0.01025	
	0.4	0.40086	0.01799	0.67174	0.26817	0.11448	0.00988	2.19520	0.14116	0.01911	0.00372	1.02732	0.04047	
	0.8	0.69098	0.06476	0.86191	0.91168	0.27934	0.03731	5.24726	0.51585	0.05574	0.01453	12.00885	0.15452	
	1.6	0.79338	0.15803	0.39588	2.38377	0.50790	0.12654	10.30121	1.59341	0.13946	0.05399	32.77028	0.53826	
	3.2	0.85940	0.49238	-0.041078	4.47022	0.70903	0.35807	16.38520	3.69109	0.30247	0.18091	77.62943	1.56409	

Stresses and Strains in Flexible Pavements

LAYERED SYSTEMS-Three-Layer Systems-Jones' Tables

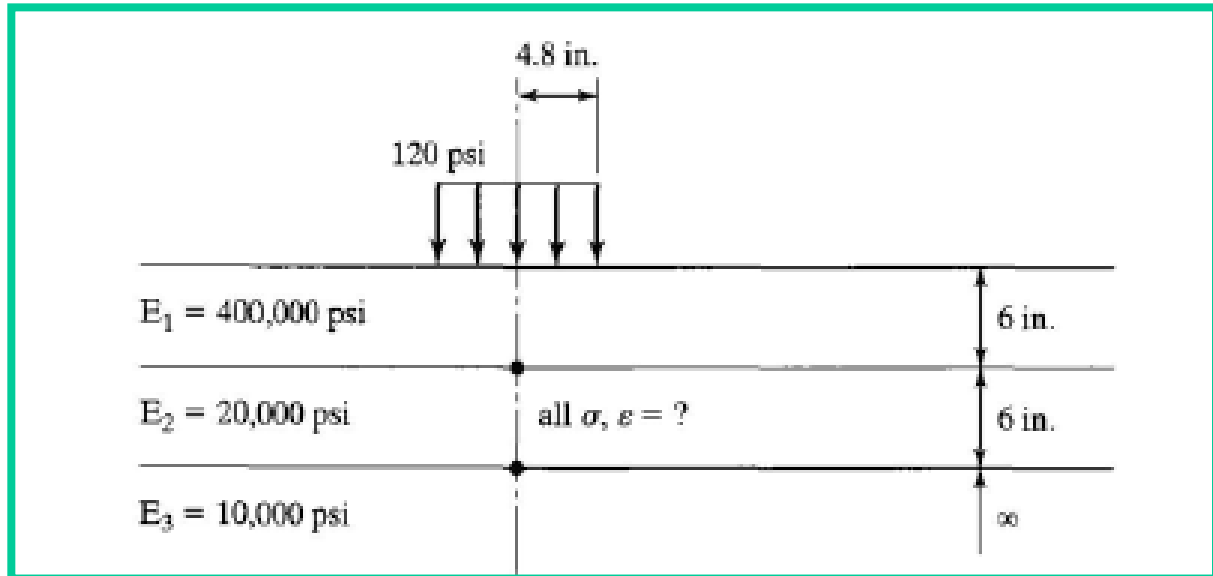
1	0.1	0.01083	0.00241	0.02179	0.00453	0.00263	0.00100	0.04751	0.00160	0.00049	0.00029	0.06883	0.00035
	0.2	0.04176	0.00958	0.08337	0.01797	0.01029	0.00347	0.18481	0.00637	0.00195	0.00116	0.26966	0.00138
	0.4	0.14665	0.03724	0.28491	0.06934	0.03810	0.01565	0.66727	0.02498	0.00746	0.00460	1.00131	0.00545
	0.8	0.39942	0.13401	0.71341	0.24250	0.12173	0.05938	1.97428	0.09268	0.02647	0.01797	3.24971	0.02092
	1.6	0.71032	0.38690	1.02680	0.63631	0.31575	0.20098	4.37407	0.29253	0.08556	0.06671	8.92442	0.07335
3.2	0.92112	0.75805	0.90482	0.97509	0.66041	0.53398	6.97695	0.65446	0.25186	0.22047	20.83387	0.21288	
20	0.1	0.00963	0.00061	0.02249	0.00920	0.00193	0.00024	0.05737	0.00322	0.00027	0.00007	0.08469	0.00062
	0.2	0.03697	0.00241	0.08618	0.03654	0.00751	0.00098	0.22418	0.01283	0.00104	0.00028	0.33312	0.00248
	0.4	0.12805	0.00950	0.29640	0.14241	0.02713	0.00387	0.82430	0.05063	0.00384	0.00110	1.25495	0.00985
	0.8	0.33263	0.03578	0.76292	0.51815	0.08027	0.01507	2.59672	0.19267	0.01236	0.00436	4.26100	0.03825
	1.6	0.52721	0.12007	1.25168	1.56503	0.17961	0.05549	6.77014	0.66326	0.03379	0.01683	12.91809	0.13989
3.2	0.65530	0.33669	1.70723	3.51128	0.34355	0.18344	15.23252	1.88634	0.08859	0.06167	36.04291	0.45544	
2	0.1	0.00250	0.00100	0.00555	0.00188	0.00059	0.00033	0.01219	0.00051	0.00011	0.00008	0.01737	0.00009
	0.2	0.00991	0.00397	0.02199	0.00750	0.00235	0.00130	0.04843	0.00203	0.00045	0.00033	0.06913	0.00036
	0.4	0.03832	0.01569	0.08465	0.02950	0.00922	0.00518	0.18857	0.00803	0.00179	0.00131	0.27103	0.00142
	0.8	0.13516	0.05974	0.29365	0.11080	0.03412	0.02023	0.68382	0.03093	0.00685	0.00520	1.00808	0.00553
	1.6	0.36644	0.20145	0.75087	0.35515	0.10918	0.07444	2.04134	0.10864	0.02441	0.02003	3.27590	0.02043
3.2	0.67384	0.51156	1.17294	0.77434	0.29183	0.23852	4.60426	0.30709	0.08061	0.07248	9.02195	0.06638	
20	0.1	0.00181	0.00025	0.00652	0.00378	0.00033	0.00008	0.01568	0.00094	0.00005	0.00002	0.02160	0.00014
	0.2	0.00716	0.00099	0.02586	0.01507	0.00130	0.00031	0.06236	0.00374	0.00018	0.00007	0.08604	0.00058
	0.4	0.02746	0.00394	0.10017	0.05958	0.00503	0.00123	0.24425	0.01486	0.00071	0.00030	0.33866	0.00229
	0.8	0.09396	0.01535	0.35641	0.22795	0.01782	0.00485	0.90594	0.05789	0.00261	0.00119	1.27835	0.00901
	1.6	0.23065	0.05599	1.00785	0.78347	0.05012	0.01862	2.91994	0.21190	0.00819	0.00467	4.35311	0.03390
3.2	0.37001	0.17843	2.16033	2.13215	0.11331	0.06728	7.95104	0.67732	0.02341	0.01784	13.26875	0.11666	
2	0.1	0.00057	0.00034	0.00147	0.00065	0.00013	0.00010	0.00312	0.00015	0.00003	0.00002	0.00437	0.00002
	0.2	0.00228	0.00137	0.00587	0.00260	0.00054	0.00039	0.01245	0.00029	0.00011	0.00009	0.01746	0.00009
	0.4	0.00905	0.00544	0.02324	0.01032	0.00214	0.00154	0.04944	0.00235	0.00042	0.00036	0.06947	0.00036
	0.8	0.03500	0.02135	0.08957	0.04031	0.00837	0.00610	0.19247	0.00924	0.00168	0.00142	0.27221	0.00144
	1.6	0.12354	0.07972	0.31215	0.14735	0.03109	0.02358	0.69749	0.03488	0.00646	0.00560	1.01140	0.00553
3.2	0.34121	0.25441	0.81908	0.43632	0.10140	0.08444	2.09049	0.11553	0.02332	0.02126	3.28913	0.01951	
4	0.1	0.00030	0.00008	0.00201	0.00128	0.00005	0.00002	0.00413	0.00025	0.00001	0.00000	0.00545	0.00003
	0.2	0.00119	0.00034	0.00803	0.00510	0.00021	0.00009	0.01651	0.00099	0.00003	0.00002	0.02178	0.00014
	0.4	0.00469	0.00134	0.03191	0.02032	0.00083	0.00035	0.06569	0.00396	0.00013	0.00008	0.08673	0.00054
	0.8	0.01750	0.00532	0.12427	0.07991	0.00321	0.00138	0.25739	0.01565	0.00050	0.00031	0.34131	0.00215
	1.6	0.06045	0.02049	0.45100	0.29991	0.01130	0.00542	0.95622	0.05993	0.00186	0.00124	1.28773	0.00833
3.2	0.14979	0.07294	1.36427	0.97701	0.03258	0.02061	3.10980	0.20906	0.00612	0.00483	4.38974	0.03010	

Source: After Jones (1962).

Stresses and Strains in Flexible Pavements

LAYERED SYSTEMS-Three-Layer Systems-Jones' Tables-Numerical Problem

Given the three-layer system shown in figure, determine all the stresses and strains at the two interfaces on the axis of symmetry.



Stresses and Strains in Flexible Pavements

LAYERED SYSTEMS-Three-Layer Systems-Jones' Tables

2	0.1	0.01083	0.00241	0.02179	0.00453	0.00263	0.00100	0.04751	0.00160	0.00049	0.00029	0.06883	0.00035
	0.2	0.04176	0.00958	0.08337	0.01797	0.01029	0.00347	0.18481	0.00637	0.00195	0.00116	0.26966	0.00138
	0.4	0.14665	0.03724	0.28491	0.06934	0.03810	0.01565	0.66277	0.02498	0.00746	0.00460	1.00131	0.00545
	0.8	0.39942	0.13401	0.71341	0.24250	0.12173	0.05938	1.97428	0.09268	0.02647	0.01797	3.24971	0.02092
	1.6	0.71032	0.38690	1.02680	0.63631	0.31575	0.20098	4.37407	0.29253	0.08556	0.06671	8.92442	0.07335
3.2	0.92112	0.75805	0.90482	0.97509	0.66041	0.53398	6.97695	0.65446	0.25186	0.22047	20.83387	0.21288	
1	0.1	0.00963	0.00061	0.02249	0.00920	0.00193	0.00024	0.05737	0.00322	0.00027	0.00007	0.08469	0.00062
	0.2	0.03697	0.00241	0.08618	0.03654	0.00751	0.00098	0.22418	0.01283	0.00104	0.00028	0.33312	0.00248
	0.4	0.12805	0.00950	0.29640	0.14241	0.02713	0.00387	0.82430	0.05063	0.00384	0.00110	1.25495	0.00985
	0.8	0.33263	0.03578	0.76292	0.51815	0.08027	0.01507	2.59672	0.19267	0.01236	0.00436	4.26100	0.03825
	1.6	0.52721	0.12007	1.25168	1.56503	0.17961	0.05549	6.77014	0.66326	0.03379	0.01683	12.91809	0.13989
3.2	0.65530	0.33669	1.70723	3.51128	0.34355	0.18344	15.23252	1.88634	0.08859	0.06167	36.04291	0.45544	
2	0.1	0.00250	0.00100	0.00555	0.00188	0.00059	0.00033	0.01219	0.00051	0.00011	0.00008	0.01737	0.00009
	0.2	0.00991	0.00397	0.02199	0.00750	0.00235	0.00130	0.04843	0.00203	0.00045	0.00033	0.06913	0.00036
	0.4	0.03832	0.01569	0.08465	0.02950	0.00922	0.00518	0.18857	0.00803	0.00179	0.00131	0.27103	0.00142
	0.8	0.13516	0.05974	0.29365	0.11080	0.03412	0.02023	0.68382	0.03093	0.00685	0.00520	1.00808	0.00553
	1.6	0.36644	0.20145	0.75087	0.35515	0.10918	0.07444	2.04134	0.10864	0.02441	0.02003	3.27590	0.02043
3.2	0.67384	0.51156	1.17294	0.77434	0.29183	0.23852	4.60426	0.30709	0.08061	0.07248	9.02195	0.06638	
2	0.1	0.00181	0.00025	0.00652	0.00378	0.00033	0.00008	0.01568	0.00094	0.00005	0.00002	0.02160	0.00014
	0.2	0.00716	0.00099	0.02586	0.01507	0.00130	0.00031	0.06236	0.00374	0.00018	0.00007	0.08604	0.00058
	0.4	0.02746	0.00394	0.10017	0.05958	0.00503	0.00123	0.24425	0.01486	0.00071	0.00030	0.33866	0.00229
	0.8	0.09396	0.01535	0.35641	0.22795	0.01782	0.00485	0.90594	0.05789	0.00261	0.00119	1.27835	0.00901
	1.6	0.23065	0.05599	1.00785	0.78347	0.05012	0.01862	2.91994	0.21190	0.00819	0.00467	4.35311	0.03390
3.2	0.37001	0.17843	2.16033	2.13215	0.11331	0.06728	7.95104	0.67732	0.02341	0.01784	13.26875	0.11666	
2	0.1	0.00057	0.00034	0.00147	0.00065	0.00013	0.00010	0.00312	0.00015	0.00003	0.00002	0.00437	0.00002
	0.2	0.00228	0.00137	0.00587	0.00260	0.00054	0.00039	0.01245	0.00029	0.00011	0.00009	0.01746	0.00009
	0.4	0.00905	0.00544	0.02324	0.01032	0.00214	0.00154	0.04944	0.00235	0.00042	0.00036	0.06947	0.00036
	0.8	0.03500	0.02135	0.08957	0.04031	0.00837	0.00610	0.19247	0.00924	0.00168	0.00142	0.27221	0.00144
	1.6	0.12354	0.07972	0.31215	0.14735	0.03109	0.02358	0.69749	0.03488	0.00646	0.00560	1.01140	0.00553
3.2	0.34121	0.25441	0.81908	0.43632	0.10140	0.08444	2.09049	0.11553	0.02332	0.02126	3.28913	0.01951	
4	0.1	0.00030	0.00008	0.00201	0.00128	0.00005	0.00002	0.00413	0.00025	0.00001	0.00000	0.00545	0.00003
	0.2	0.00119	0.00034	0.00803	0.00510	0.00021	0.00009	0.01651	0.00099	0.00003	0.00002	0.02178	0.00014
	0.4	0.00469	0.00134	0.03191	0.02032	0.00083	0.00035	0.06569	0.00396	0.00013	0.00008	0.08673	0.00054
	0.8	0.01790	0.00532	0.12427	0.07991	0.00321	0.00138	0.25739	0.01565	0.00050	0.00031	0.34131	0.00215
	1.6	0.06045	0.02049	0.45100	0.29991	0.01130	0.00542	0.95622	0.05993	0.00186	0.00124	1.28773	0.00833
3.2	0.14979	0.07294	1.36427	0.97701	0.03258	0.02061	3.10980	0.20906	0.00612	0.00483	4.38974	0.03010	

Source: After Jones (1962).

Stresses and Strains in Flexible Pavements

LAYERED SYSTEMS-Three-Layer Systems

Peattie's Charts

Peattie (1962) plotted Jones' table in graphical forms. Charts show radial strain factors, $(RR1-ZZ1)/2$ at the bottom of layer 1. The radial strain can be determined from

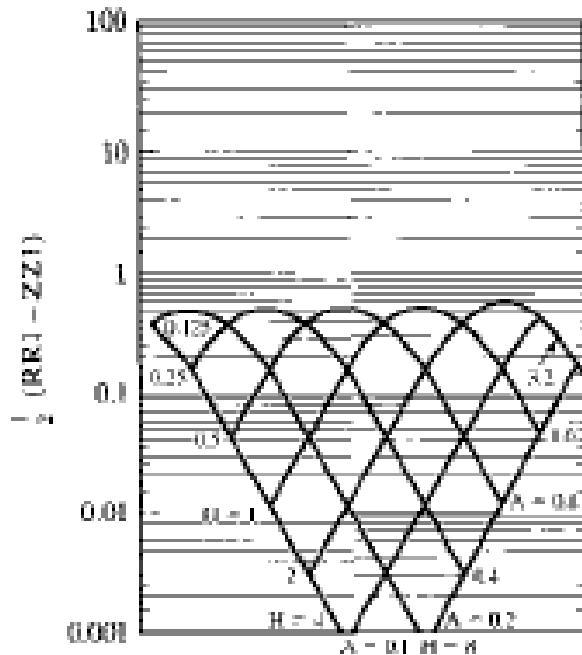
$$\epsilon_r = \frac{q}{E} \left(\frac{RR1 - ZZ1}{2} \right)$$

The radial strains at the bottom of layer 1 should be in tension. Although the solutions obtained from the charts are not as accurate as those from the table, the chart has the advantage that interpolation for A and H can be easily done. However, interpolation for k_1 and k_2 is still cumbersome.

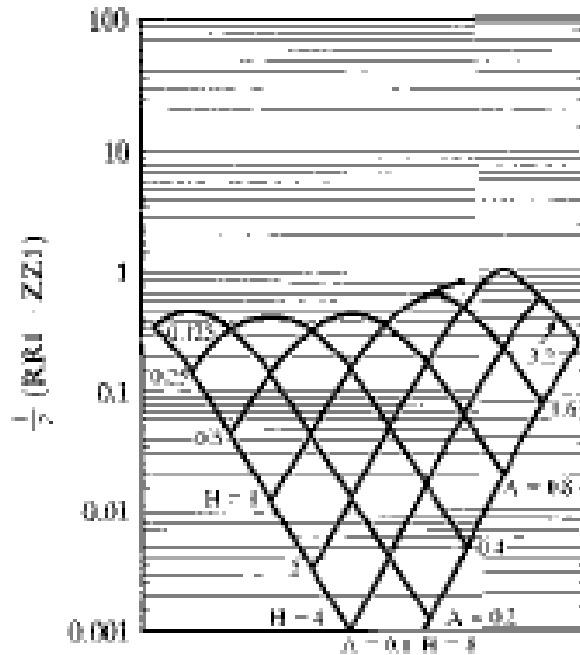
Stresses and Strains in Flexible Pavements

LAYERED SYSTEMS-Three-Layer Systems

Peattie's Charts



(a) $k_1 = 2, k_2 = 2$

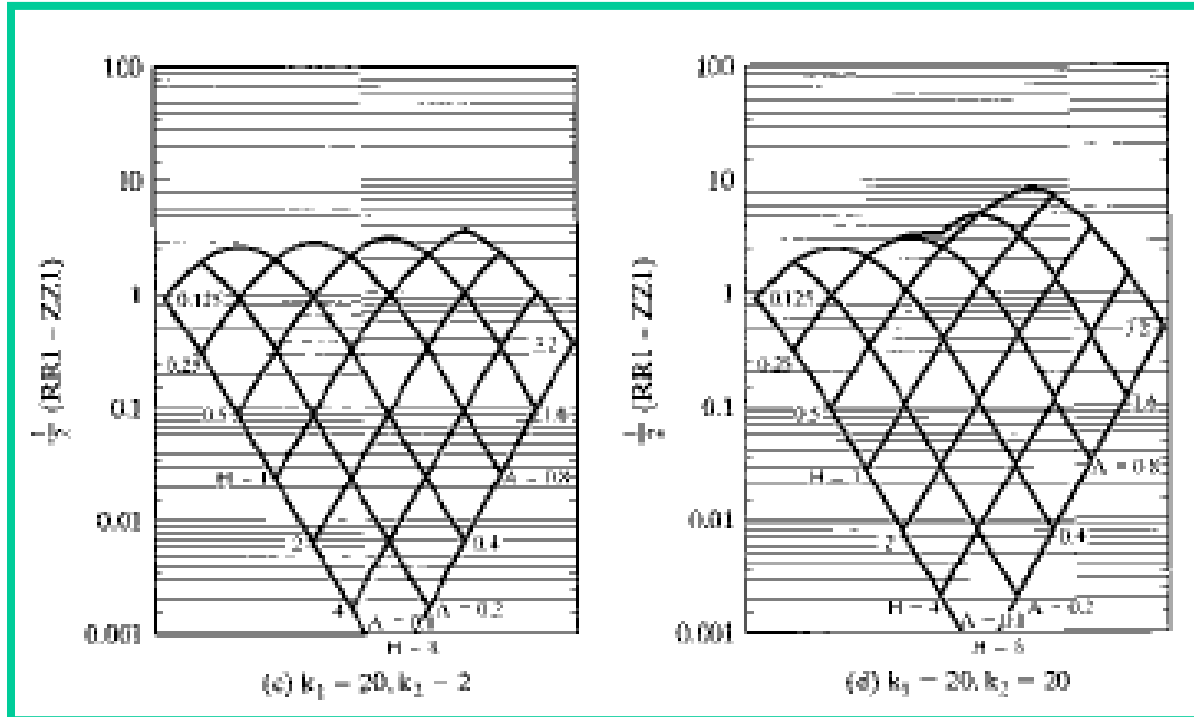


(b) $k_1 = 2, k_2 = 20$

Stresses and Strains in Flexible Pavements

LAYERED SYSTEMS-Three-Layer Systems

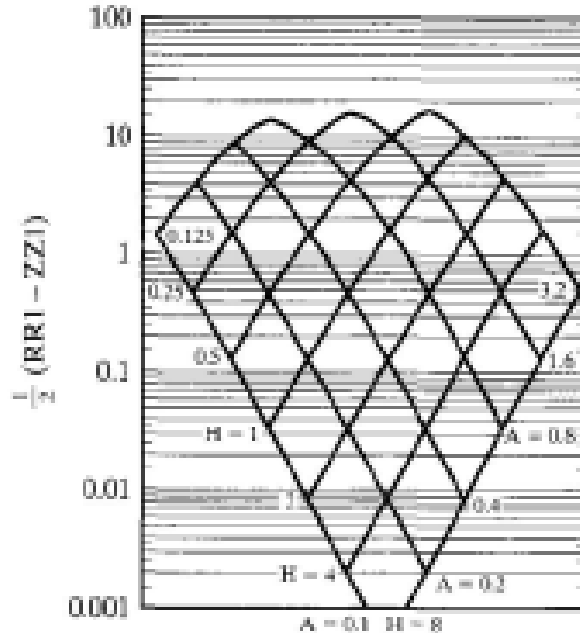
Peattie's Charts



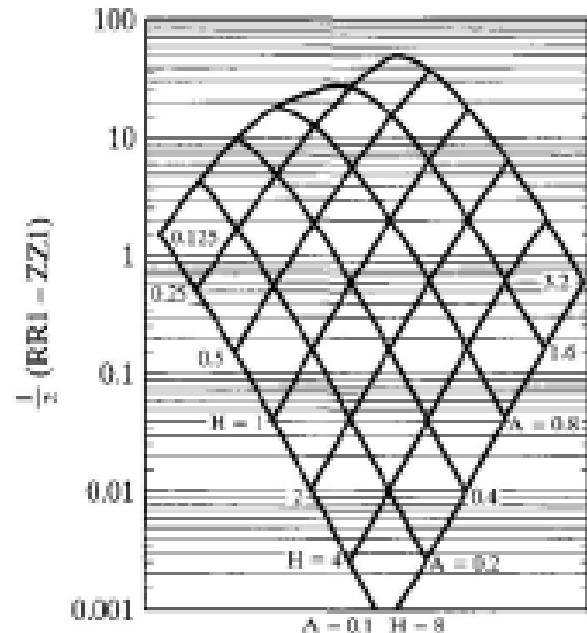
Stresses and Strains in Flexible Pavements

LAYERED SYSTEMS-Three-Layer Systems

Peattie's Charts



(e) $k_1 = 200, k_2 = 2$



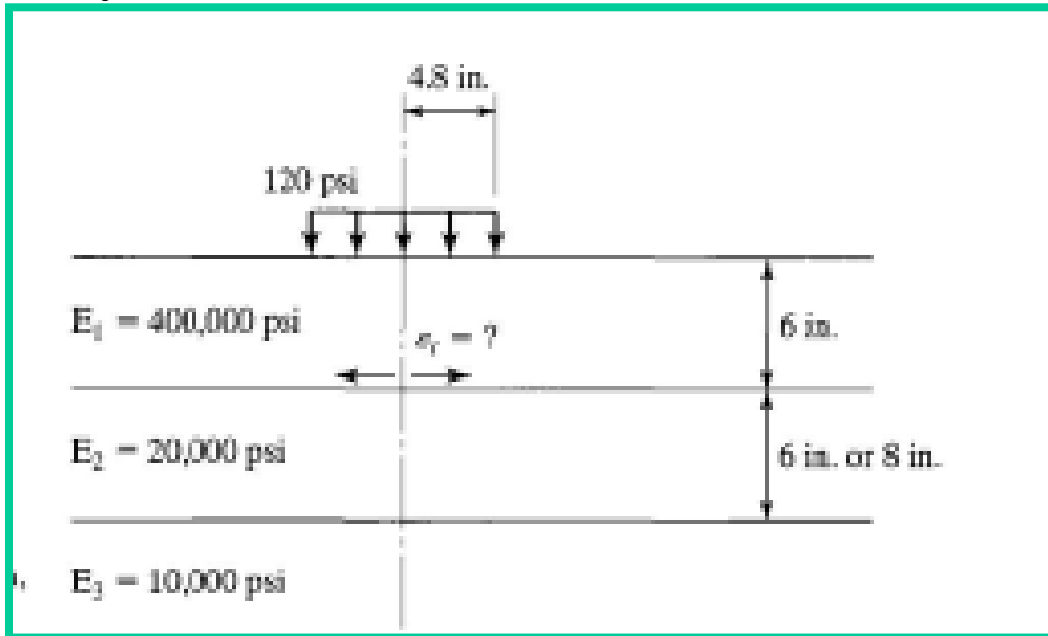
(f) $k_1 = 200, k_2 = 2$

Stresses and Strains in Flexible Pavements

LAYERED SYSTEMS-Three-Layer Systems

Peattie's Charts-Numerical Problem

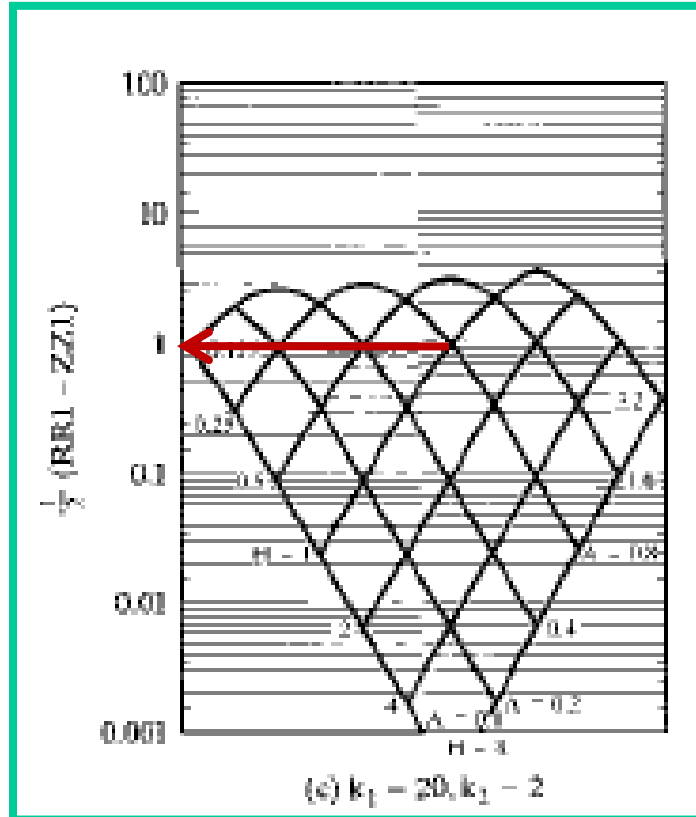
For the pavement shown, determine the radial strains at the bottom of layer 1.



Stresses and Strains in Flexible Pavements

LAYERED SYSTEMS-Three-Layer Systems

Peattie's Charts-Numerical Problem



Pavement Analysis and Design

Stresses and Strains in Flexible Pavements

Nonlinear Mass

Boussinesq's solutions are based on the assumption that the material that constitutes the half-space is linear elastic.

It is well known that subgrade soils are not elastic and undergo permanent deformation under stationary loads.

However, under the repeated application of moving traffic loads, most of the deformations are recoverable and can be considered elastic.

It is therefore possible to select a reasonable elastic modulus corresponding to the speed of moving loads.

Stresses and Strains in Flexible Pavements

Nonlinear Mass

Linearity implies the applicability of the superposition principle, so the elastic constant must not vary with the state of stresses.

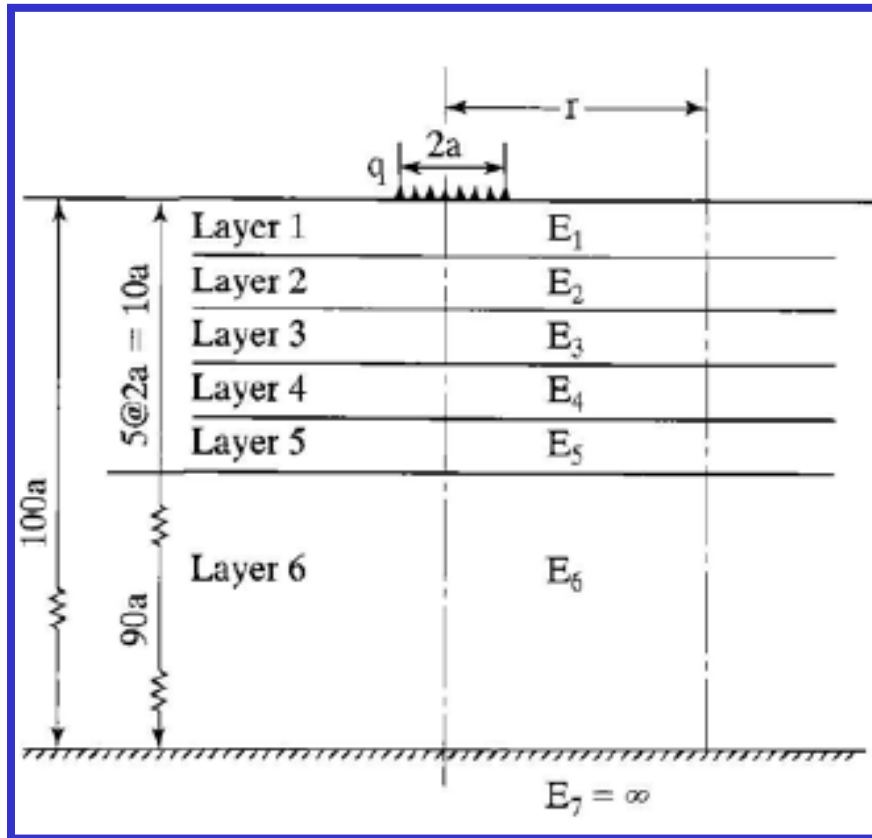
In other words, the axial deformation of a linear elastic material under an axial stress should be independent of the confining pressure.

This is evidently not true for soils, because their axial deformation depends strongly on the magnitude of confining pressures.

Consequently, the effect of nonlinearity on Boussinesq's solution is of practical interest.

Stresses and Strains in Flexible Pavements

Nonlinear Mass-Iterative Method



Pavement Analysis and Design

Stresses and Strains in Flexible Pavements

Nonlinear Mass-Iterative Method

To show the effect of nonlinearity of granular materials on vertical stresses and deflections, Huang (1968a) divided the half-space into seven layers, as shown in Figure, and applied Burmister's layered theory to determine the stresses at the midheight of each layer. Note that the lowest layer is a rigid base with a very large elastic modulus. After the stresses are obtained, the elastic modulus of each layer is determined from

$$E = E_0(1 + \beta\theta)$$

Stresses and Strains in Flexible Pavements

Nonlinear Mass-Iterative Method

$$E = E_0(1 + \beta\theta)$$

in which

θ is the stress invariant, or the sum of three normal stresses;

E is the elastic modulus under the given stress invariant;

E_0 is the initial elastic modulus, or the modulus when the stress invariant is zero;

and β is a soil constant indicating the increase in elastic modulus per unit increase in stress invariant.

Note that the stress invariant should include both the effects of the applied load and the geostatic stresses; it can be expressed as

$$\theta = \sigma_z + \sigma_r + \sigma_t + \gamma z(1 + 2K_0)$$

Stresses and Strains in Flexible Pavements

Nonlinear Mass-Iterative Method

$$\theta = \sigma_z + \sigma_r + \sigma_t + \gamma z(1 + 2K_0)$$

in which σ_z , σ_r and σ_t are the vertical, radial and tangential stresses due to loading;

γ is the unit weight of soil;

z is the distance below ground surface at which the stress invariant is computed; and

K_0 is the coefficient of earth pressure at rest.

Stresses and Strains in Flexible Pavements

Nonlinear Mass-Iterative Method

The problem can be solved by a method of successive approximations. First, an elastic modulus is assumed for each layer and the stresses are obtained from the layered theory.

Given the stresses thus obtained, a new set of moduli is determined from Eq. $E = E_0(1 + \beta\theta)$ and a new set of stresses is then computed. The process is repeated until the moduli between two consecutive iterations converge to a specified tolerance.

Stresses and Strains in Flexible Pavements

Nonlinear Mass-Iterative Method

In applying the layered theory for nonlinear analysis, a question immediately arises which radial distance r should be used to determine the stresses and the moduli?

Huang (1968a) showed that the vertical stresses are not affected significantly by whether the stresses at $r = 0$ or $r = \infty$ are used to determine the elastic modulus, but the vertical displacements are tremendously affected.

Stresses and Strains in Flexible Pavements

Nonlinear Mass-Iterative Method

Huang later used the finite-element method and found that the nonlinear behavior of soils has a large effect on vertical and radial displacements, an intermediate effect on radial and tangential stresses and a very small effect on vertical and shear stresses (Huang, 1969a).

Depending on the depth of the point in question, the vertical stresses based on nonlinear theory may be greater or smaller than those based on linear theory and at a certain depth, both theories could yield the same stresses.

This may explain why Boussinesq's solutions for vertical stress based on linear theory have been applied to soils with varying degrees of success, even though soils themselves are basically nonlinear.

Stresses and Strains in Flexible Pavements

Nonlinear Mass- Approximate Method

One approximate method to analyze a nonlinear half-space is to divide it into a number of layers and determine the stresses at the midheight of each layer by Boussinesq's equations based on linear theory.

From the stresses thus obtained, the elastic modulus E for each layer is determined from Eq.

$$E = E_0(1 + \beta\theta)$$

Stresses and Strains in Flexible Pavements

Nonlinear Mass- Approximate Method

The deformation of each layer, which is the difference in deflection between the top and bottom of each layer based on the given E , can then be obtained.

Starting from the rigid base, or a depth far from the surface where the vertical displacement can be assumed zero, the deformations are added to obtain the deflections at various depths.

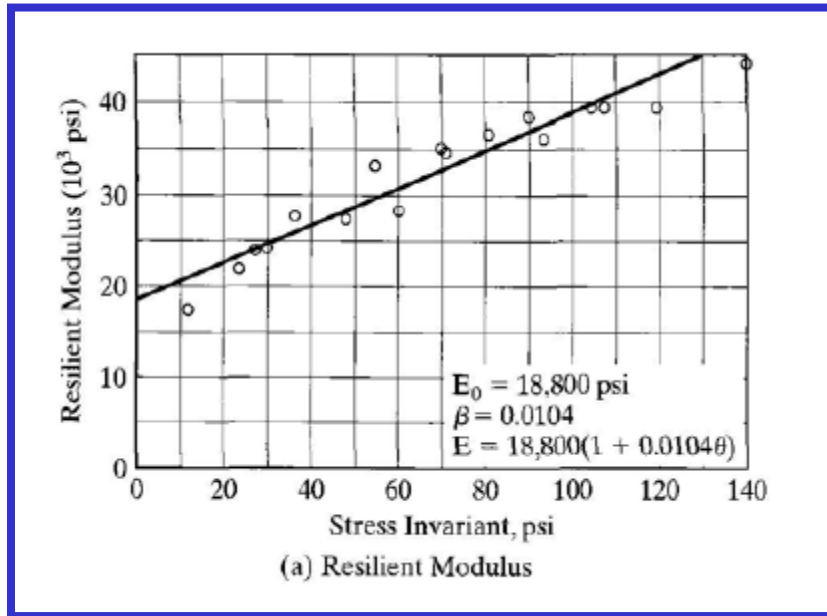
Stresses and Strains in Flexible Pavements

Nonlinear Mass- Approximate Method-Numerical problem

A circular load having radius 6 in. and contact pressure 80 psi is applied on the surface of a subgrade. The subgrade soil is a sand with the relationship between the elastic modulus and the stress invariant shown in Figure-a. The soil has Poisson ratio 0.3, the unit weight 110 pcf and the coefficient of earth pressure at rest 0.5. The soil is divided into six layers, as shown in Figure-b. Determine the vertical surface displacement at the axis of symmetry.

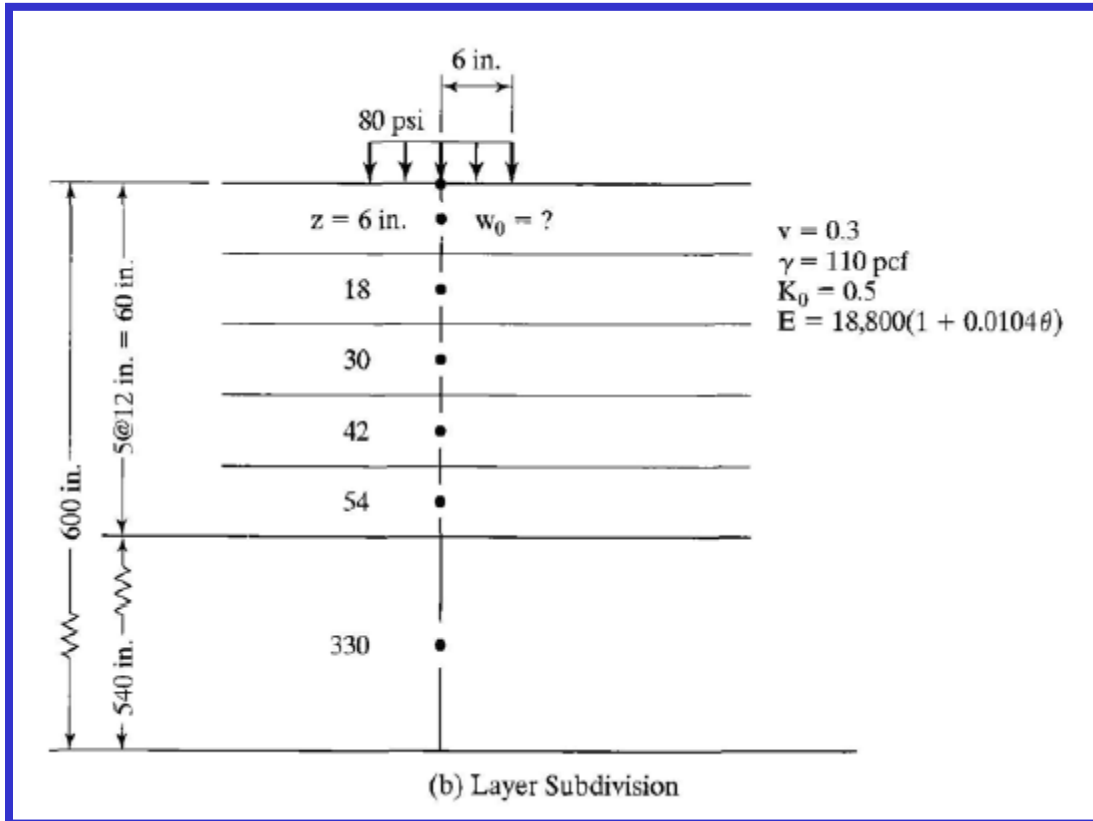
Stresses and Strains in Flexible Pavements

Nonlinear Mass- Approximate Method-Numerical problem



Stresses and Strains in Flexible Pavements

Nonlinear Mass- Approximate Method-Numerical problem



Stresses and Strains in Flexible Pavements

Nonlinear Mass- Approximate Method-Numerical problem

$$\sigma_z = q \left[1 - \frac{z^3}{(a^2 + z^2)^{1.5}} \right]$$

$$\sigma_r = \frac{q}{2} \left[1 + 2v - \frac{2(1+v)z}{(a^2 + z^2)^{0.5}} + \frac{z^3}{(a^2 + z^2)^{1.5}} \right]$$

$$\theta = \sigma_z + \sigma_r + \sigma_t + \gamma z(1 + 2K_0)$$

$$E = E_0(1 + \beta\theta)$$

$$w_0 = \frac{2(1 - v^2)qa}{E}$$

$$w = \frac{(1 + v)qa}{E} \left\{ \frac{a}{(a^2 + z^2)^{0.5}} + \frac{1 - 2v}{a} \left[(a^2 + z^2)^{0.5} - z \right] \right\}$$

Stresses and Strains in Flexible Pavements

Nonlinear Mass- Approximate Method-Numerical problem

Layer no.	Thickness (in.)	z at mid-height (in.)	σ_z (psi)	σ_r (psi)	θ (psi)		E (psi)	wE (lb/in.)	Deformation (in.)
					Loading	Geostatic			
1	12	6	51.72	4.60	60.92	0.76	30,860	873.6	0.0174
2	12	18	11.69	-0.51	10.67	2.29	21,330	338.0	0.0073
3	12	30	4.57	-0.27	4.03	3.82	20,330	182.1	0.0029
4	12	42	2.39	-0.15	2.09	5.35	20,250	123.2	0.0015
5	12	54	1.46	-0.09	1.28	6.88	20,400	92.9	0.0009
6	540	330	0.04	0.00	0.04	42.01	27,020	74.5	<u>0.0025</u>
Total								7.5	0.0325

Assignment No. 2

Pavement Analysis and Design by Yang H. Huang

Chapter-2

Problems 2.1 to 2.7 (Pages 90-93)

Date of submission:30-09-2019